


KAUP fork variations



for Fork Positioner ranges T160BXX and T466BXX

- 1 Variation T160B/BI T466B/BI**
Hook-on forks on fork carrier,
laterally secured by square screw-on stops
- 2 Variation T160BZ/BIZ T466BZ/BIZ**
Forks with T-shaped guide profiles welded
onto the fork shanks
- 3 Variation T160BZA/BIZA T466BZA/BIZA**
Bolt-on forks «classic» design
- 4 Variation T160B(A)/BI(A) T466B(A)/BI(A)**
Hook-on forks «screw-on» design,
secured by 3 bolts on the fork carrier




T160Bxx | T466Bxx



for Fork Positioner ranges T410Z and T411ZX

- 1 Variation T410Z**
Hook-on forks on fork carrier,
laterally secured by square screw-on stops
- 2 Variation T411Z**
Forks with C-shaped guide profiles welded
onto the fork shanks
- 3 Variation T411ZA**
Bolt-on forks «classic» design



T410Z | T411Zx



The forks of a forklift truck are constantly in contact with the load and the ground and are thus permanently subject to wear and tear. In our opinion, even when the truck is equipped with a lowering restriction and even with regular adjustment, fork wear and tear is unavoidable. In accordance with DIN ISO 5057 the wear of the forks may not exceed 10 % of the nominal thickness. When this value is exceeded the worn fork must be replaced and it is common knowledge that forks are the most expensive spare part for a forklift truck.

Different possibilities for wear and tear protection and fork repairs are shown below:



Renewal of worn blade

Your forks show wear and tear but are still within the limit of 10 %? In this case we can build up the fork blade by welding on wear and tear protection using our welding machine, the most modern currently available on the market, at our plant in Aschaffenburg (exclusively for forks produced by KAUP).



Use of Hardox wear & tear plates

You can order your new attachment from us with 8 mm Hardox wear and tear plates as a precaution against wear and tear.

These can be quickly and easily replaced, by securing on the fork with weld spots in longitudinal direction, when worn out. The wear and tear plate is chamfered front and back to avoid a projecting edge on the forks.



Build up worn fork blade

Your forks show wear and tear but are still within the limit of 10 %? In this case we can build up the fork blade by welding on wear and tear protection using our welding machine, the most modern currently available on the market, at our plant in Aschaffenburg (exclusively for forks produced by KAUP).

